



Katherine Bournelis, MA, CRC

Director

katlis@uw.edu

UWEP 2023 Annual Information

The UW Employment Program (UWEP) works to create and support mutually beneficial relationships between people with disabilities and the businesses that hire them. To accomplish this mission, UWEP staff address three major goals: 1) to develop and implement new or expanded programs relating to employment of persons with disabilities; 2) to provide outreach and marketing of all program services to the community; and 3) to provide direct services to clients with a wide range of disabilities. UWEP staff members serve and advocate for adolescents and adults with developmental disabilities and other types of physical and cognitive disabilities.

UWEP provides direct services to clients and works to ensure successful and equitable employment through working with employers, parents, agencies, and other support personnel. Direct services include job development, job placement, job training, and continued employment support.

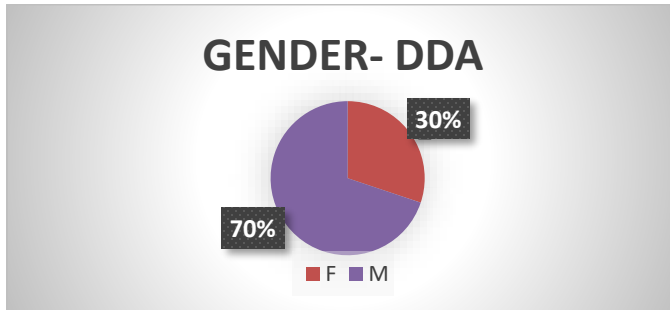
UWEP provides services to both Developmental Disabilities Administration (DDA) Participants and Division of Vocational Rehabilitation (DVR) Customers. DDA Participants are provided with long-term support at their jobs, billed by the hour for a flat per hour rate. DVR Customers are provided with short-term contracts including Community Based Assessments, Job Placement, Retention Plans, Intensive Training Plans, Independent Living Services, Customized Employment Services and Discovery Services which are invoiced at the completion of the contract. DVR Customers may or may not also receive DDA services.

DDA INFORMATION:

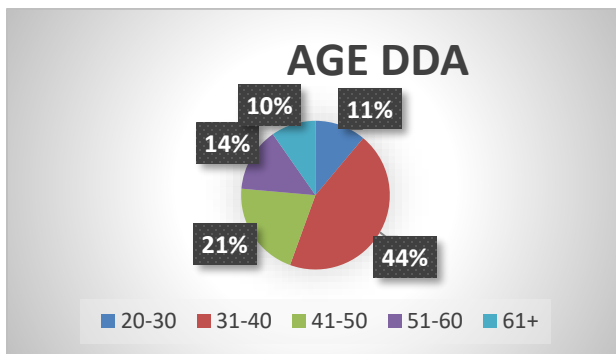
Number of DDA Participants served during 2023: 73

Total number of hours of service provided to DDA participants: 4615.25 hours. Average number of hours per participant: 63.22 hours of service provided

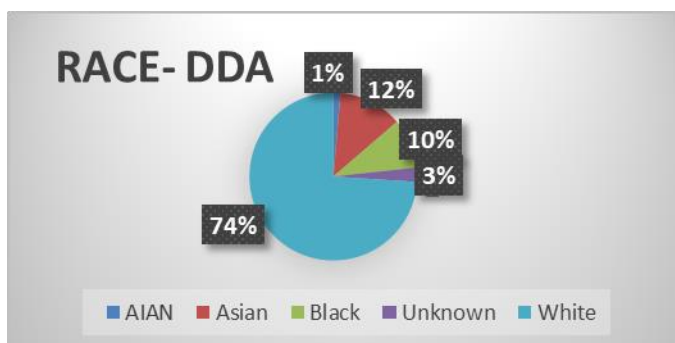
Of the 73 persons served, 22 individuals were female and 51 males.



Individuals between the ages of 31-40 made up the bulk of those served (32) followed by those 41-50 years of age (15). Those in the 51-60 range (10) and individuals between 20-30 (9). Persons aged 61 and over (7).



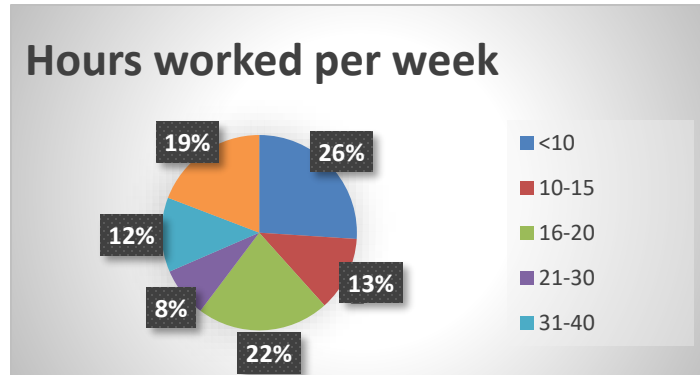
The largest ethnic group served was Caucasian (54), the next largest group was Asian (9), followed by Black/African American (7), American Indian or Alaska Native (1). The ethnicity of two individuals was "unknown/undisclosed".



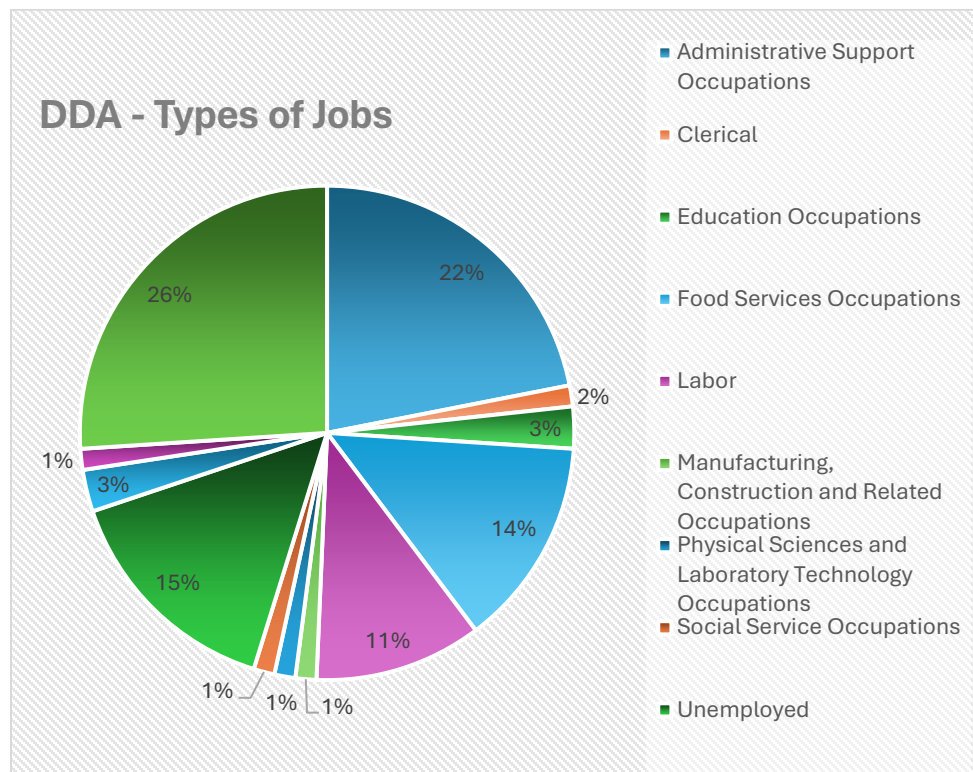
In 2023, Washington State increased minimum hourly wage to \$15.74. The city of Seattle increased the minimum hourly wage to \$ 18.69 with some exceptions at \$ 16.50 based on employer size, benefits and tips.

100% of the clients employed in 2023 earned at or over the state minimum wage. 81% (58) were employed during 2023, 19% (14) experienced periods of unemployment during 2023.

All of the employed clients reported at least one employer-provided benefit. These benefits included sick Leave, vacation, health care, retirement and dental. 9 UWEP clients worked at or near full time of 40 hours/week, 31 worked between 10-30 hours/week, and 10 worked 19 or fewer hours/week.



In 2023 most positions held were in wholesale/retail occupations, followed by administrative support, food service, and labor.

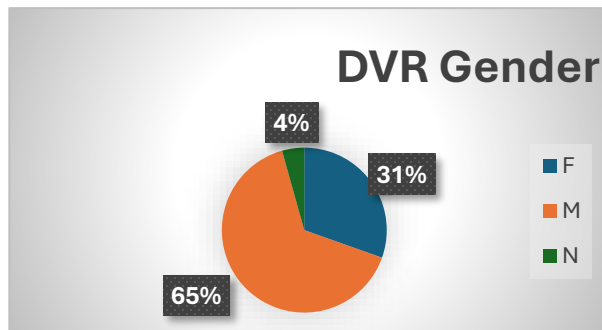


DVR INFORMATION

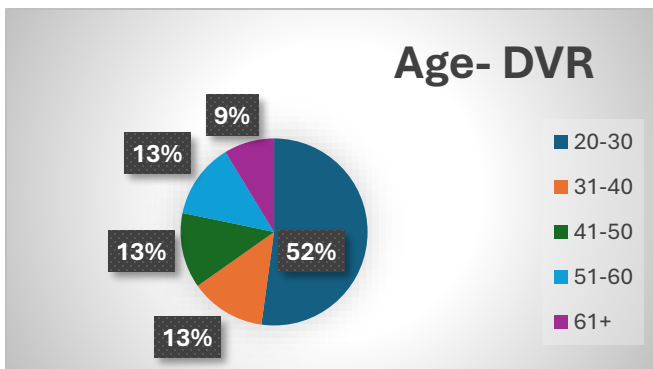
In 2023 UWEP provided DVR services to 23 participants (including some with DDA).
Total number of hours of service provided to DVR participants: 666.25 hours

Community Based Assessments Completed: 4
Job Placement Plans Completed: 4 (one “partial outcome”)
Retention Plans Completed: 3
Intensive Training Plans Completed: 6
Youth Extended Services Provided: 1
Independent Living Contracts Completed: 0

Of the 23 persons served, 7 individuals were female, 15 males and 1 non-binary.



Individuals between the ages of 20-30 made up the bulk of those served (12) followed by equal numbers of individuals in their 30's (3), 40's (3) and 50's (3) with two over the age of 61.



The largest ethnic group served was Caucasian (17), the next largest group was Asian (3), followed by Black/African American (1) and Other (1). The ethnicity of one individual was “unknown/undisclosed”.

